

### Application

The PBA-860TDI is a micro switch push bar that is easy to install and specially designed to prevent unauthorized use of emergency exits and lower the risk of theft and burglary in airports, hotels and other public places. It can also be used in hospitals, nursing homes or health centers to prevent unauthorized access to restricted areas by patients.

The PBA-860TDI features a 95dB buzzer alarm sounds when someone pushes the bar. It also activates an output signal that can be used to remotely alert security of use of the emergency exit. The exit will then unlock after a time delay, which is adjustable between 1~30 seconds during which the buzzer will continue to sound. The PBA-860TDI is available in satin silver, red and green.

Optional outdoor accessories: Digital code-operated keypad – DG-101


Optional indoor accessories: Power supply unit - PSU-100UL  
EM Series Electromagnetic Locks  
Key switch-KS-750  
Door loop-DL-200

### PBA-860TDI Control PC Board

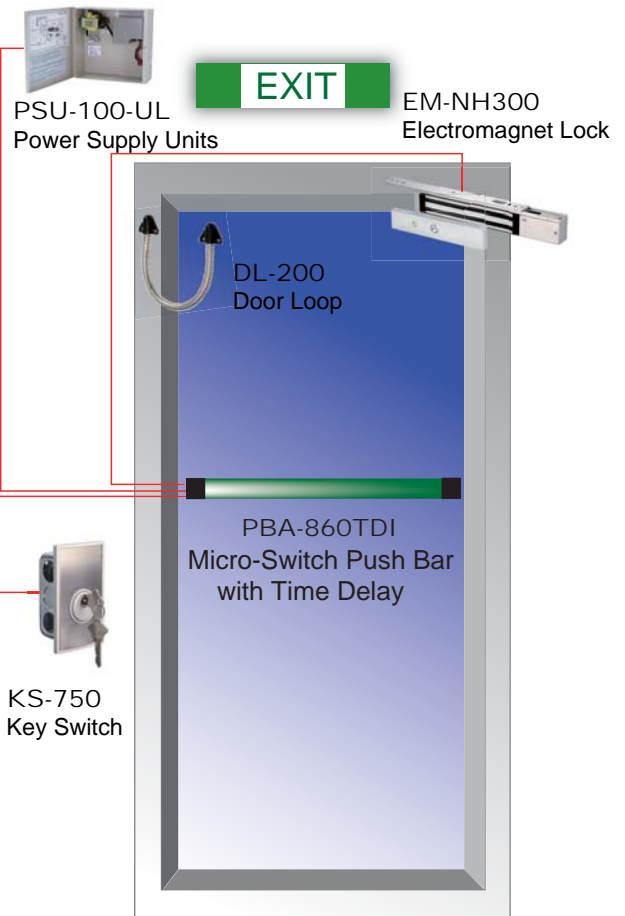
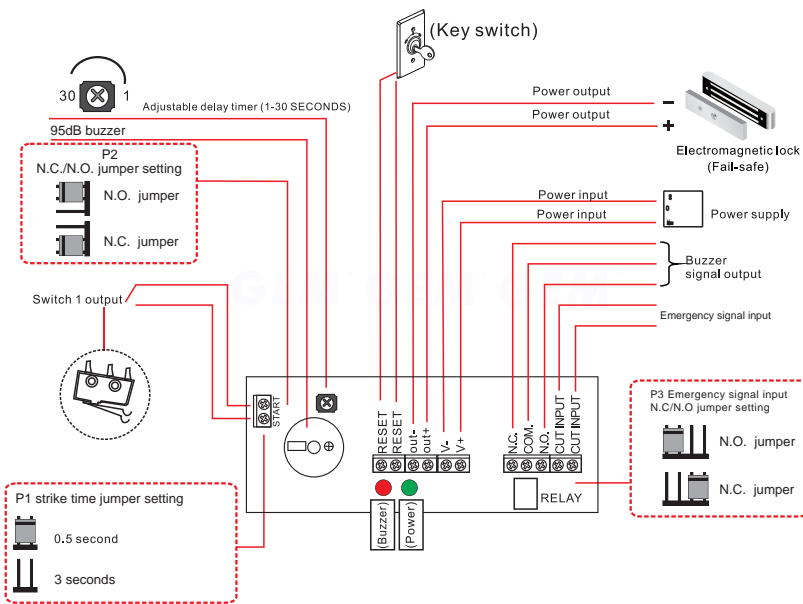


Switch 2 output

Red (N.C.)  
Black (COM.)  
White (N.O.)



Bar Length: 860mm



### Operation Notes:

- \* Strike time (time required for the push bar to be held to activate) and jumper for N.C./N.O. settings can be customized through P1 and P2 respectively.
- \* Once the strike time has passed, the alarm buzzer is activated. A further time delay, adjustable between 1 and 30 seconds, will pass before the door is then unlocked. This allows security to react to any possible unauthorized use of the emergency exit, resetting the push bar if necessary to prevent the door from unlocking.
- \* Once the alarm buzzer is activated it will continue until the device is reset. It can be reset either remotely with a switch or locally with a key switch. The door will remain unlocked until the push bar is reset.
- \* An emergency break-glass type call point can be connected to the 'CUT INPUT'. This would bypass all time delays to immediately unlock the door. The jumper for N.C./N.O. settings for this emergency signal can be customized through P3.
- \* The buzzer and signal output are activated simultaneously such that the signal output can be used from remote monitoring. The current draw of the output relay is 3A/12VDC or 1A/125VAC.
- \* For safety reasons, the electromagnetic locks used on this type of installation should be fail-safe and it is recommended to use UL listed uninterruptable power supplies (UPS) in case of power cuts.

### GIANNI INDUSTRIES, INC.